

Kid's Retro Apron

Free PDF Pattern feat. Homestead

FREE
ONE SIZE
PATTERN




THE
CRAFTY KITTY

patterns & tutorials

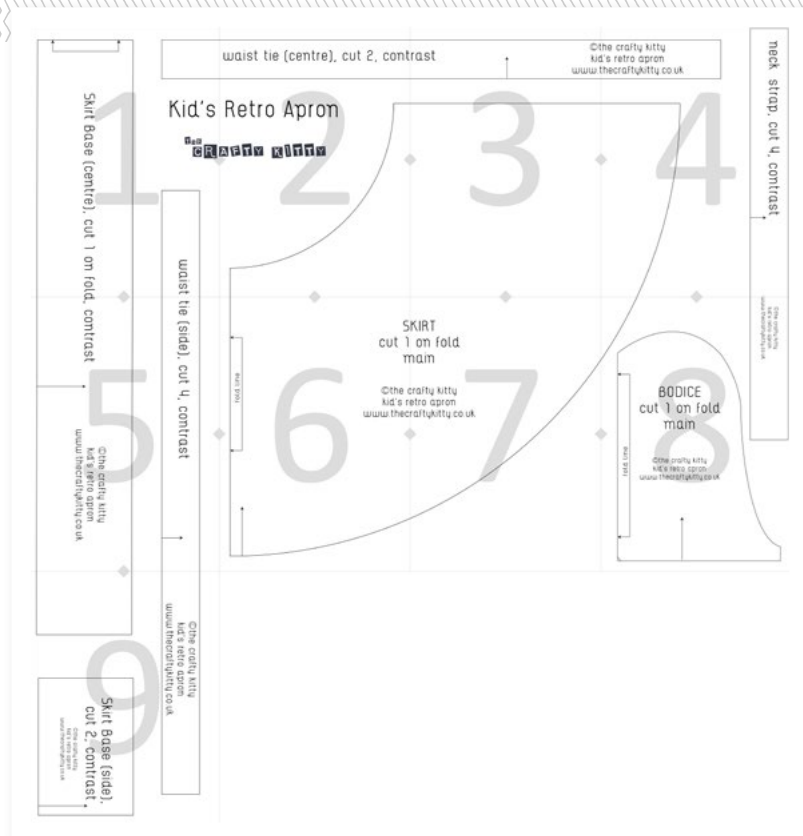
PREPARATION

Assemble the Kids Retro Apron sewing pattern pdf and cut out the required size from recommended (pre-washed/shrunk) fabrics.



From Harvest make: 52" of 1/2" double fold bias tape

TILING LAYOUT



Kid's

THE
CR

waist

Skirt Base (centre), cut 1 cm fold



waist tie (centre), cut 2, cont

Retro Apron

AFTY KITTY


rast



©t
kid
www.t



neck strap, cut 4, contrast

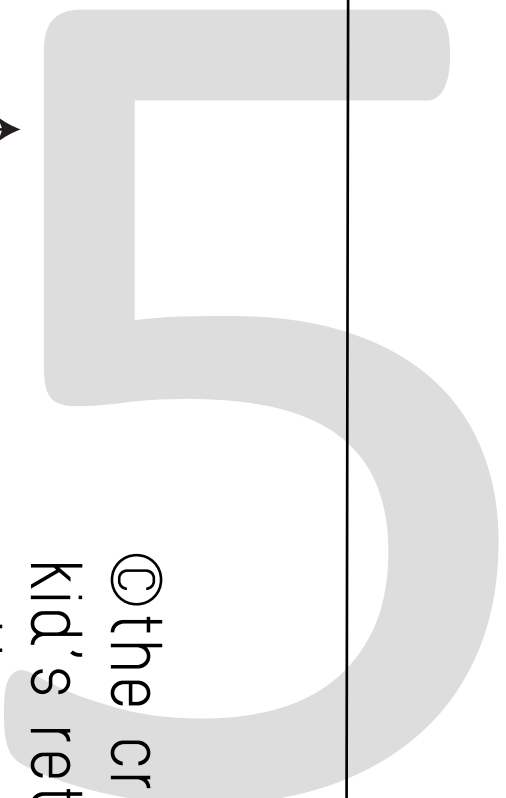


the crafty kitty
l's retro apron
thecraftykitty.co.uk

tie (side), cut 4, contrast



d, contrast



@the crafty kitty
kid's retro apron
www.thecraftykitty.co.uk





fold line



S
cut
m

©the
kid's
www.thec



KIRT

on fold
main

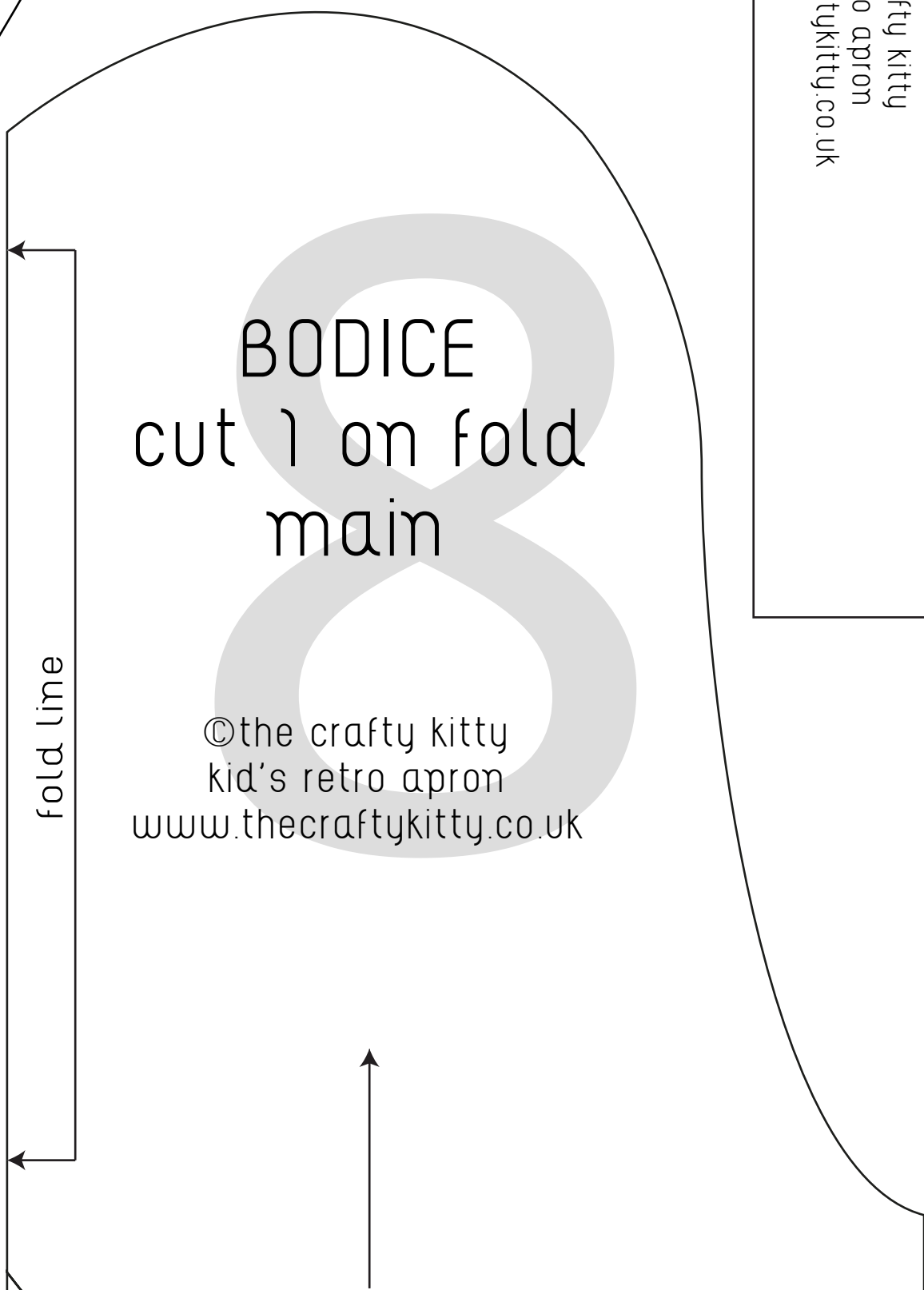
crafty kitty
etro apron
craftykitty.co.uk



BODICE
cut 1 on fold
main

fold line

©the crafty kitty
kid's retro apron
www.thecraftykitty.co.uk



©the crafty kitty
kid's retro apron
www.thecraftykitty.co.uk

Skirt Base (side),
cut 2, contrast

©the crafty Kitty
kid's retro apron
www.thecraftykitty.co.uk



ABOUT STEPHANIE

eco crafter, eco mama

Stephanie writes sewing and craft tutorials for grown ups and for kids, online and in print. She likes to work with organic, sustainable, recycled and repurposed materials!

Find her online at www.thecraftykitty.co.uk.

**THE
CRAFTY KITTY**

www.thecraftykitty.co.uk

Copyright 2015 Stephanie Stanesby | For personal use only.

